

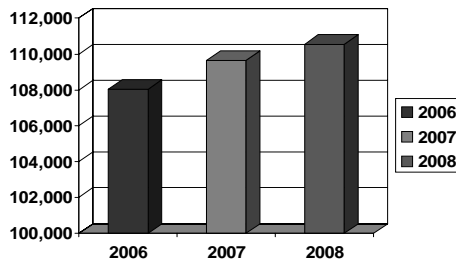
# Quarterly Economic Report

Rochester Area Economic Development, Inc. (RAEDI)

Second Quarter, 2008

## Total Employment

### Second Quarter Comparison



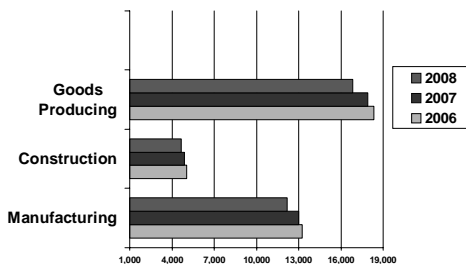
## Total Employment

Nonagricultural wage and salary employment for the Rochester MSA grew at a rate of 3.7 percent during the second quarter of 2008. The gain of 3,944 jobs brought the total employment figure up to 110,538 from the March level of 107,601. Both the Goods Producing and Service Providing sectors reported growth for the quarter. Employment totals for April, May and June were 107,601, 108,741 and 110,538 respectively.

Overall, total employment figures have increased by 915 jobs since second quarter 2007 and by 2,497 jobs since second quarter 2006. This upward trend has continued since 1994.

## Goods Producing

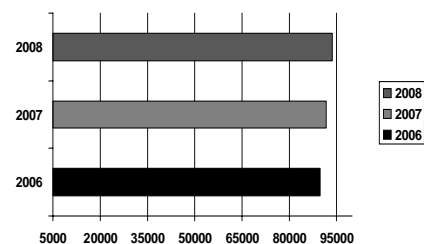
The Goods Producing sector experienced employment growth this quarter as 1,474 jobs were added for an increase of 9.6 percent over first quarter. Natural Resources/Construction/Mining showed a gain of 903 jobs while Manufacturing added 571 jobs. Goods Producing employment totals for April, May and June were 15,624, 16,219 and 16,863 respectively.



Overall, the Goods Producing sector is down 5.8 percent with a loss of 1,045 jobs in the past 12 months.

## Service Providing

### Second Quarter Service Providing Comparison



The Service Providing sector created 2,470 jobs this quarter for an increase of 2.7 percent over first quarter, pushing Service Providing employment to a record 93,675. Job creation was widespread with Education and Health Services showing the largest gain of 789 jobs while Leisure & Hospitality added 700 jobs.

Overall, Service Providing payroll levels have increased by 1,536 jobs for a growth rate of 3.8 percent in the last 12 months.

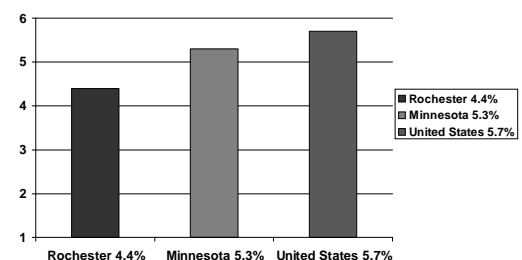
## Unemployment

The Rochester unemployment rate decreased by two tenths of one percent from first quarter, ending the second quarter rate in June at 4.4 percent. The rates for April and May were 4.2 percent and 4.3 percent respectively. The Rochester average remains well below the state and U.S. averages of 5.3 and 5.7 percent respectively. During the past 12 months, the average unemployment rate for Rochester was 4.0 percent.

The June labor force figure of 106,308 represents an increase of 1.7 percent from the March figure of 104,502.

Source: Minnesota Workforce Center

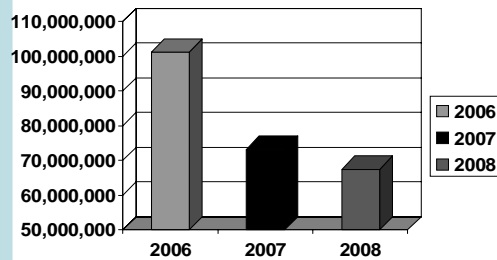
## Second Quarter Unemployment Comparison Percentage



Second Quarter

## Second Quarter Building Activity

### Annual Commercial & Residential Valuation Comparison – Second Quarter



Commercial and residential building permits issued for second quarter 2008 totaled \$67,444,011. This represents a decrease of 7.9 percent over second quarter 2007 (\$73,209,770) and a decrease of 33.3 percent over second quarter 2006 (\$101,175,495). Year-to-date, building activity is down by 12.2 percent compared to the first half of 2007.

Permits over \$1 million for second quarter 2008 included Mayo Foundation's addition of four floors to parking ramp and stair towers (Mayo Graham Parking Ramp), 19th Street Financial Partners office space, and New Horizon Daycare Academy.

Source: Rochester Building Safety Department

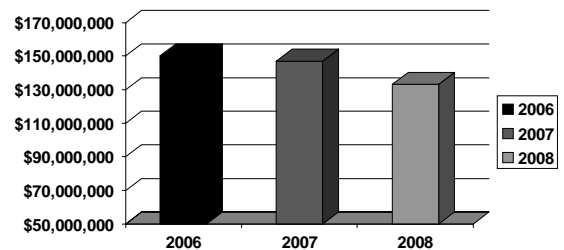
## Second Quarter Home Sales

Second quarter sales of single family homes in Rochester were \$133,200,435. This represents a decrease of 9.4 percent over second quarter 2007 and an 11.3 percent decrease over second quarter 2006.

The average home in Rochester sold for \$191,370 during the second quarter of 2008 and the median sale price was \$165,435. There were 695 units sold during the second quarter. The average time on the market is 127 days.

Source: SE Minnesota Association of Realtors

## Second Quarter MLS Sales

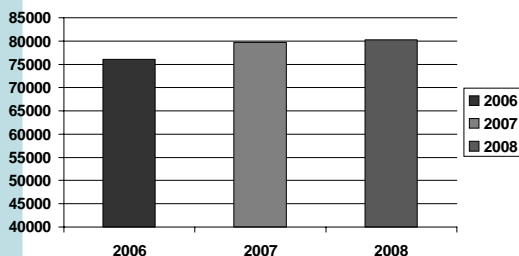


# RAEDI

Rochester Area Economic Development, Inc.  
220 S. Broadway, Suite 100  
Rochester, MN 55904

This report is published quarterly and is available through our website at [raedi.com](http://raedi.com) or by calling the Rochester Area Economic Development, Inc. office at (507) 288-0208.

## Airport Passenger Traffic Second Quarter Comparison



## Quarterly Airport Traffic

The Rochester Airport serviced 80,315 passengers during the second quarter of 2008. This represents increases of .9 percent over second quarter 2007 (79,623 passengers) and 5.6 percent over second quarter 2006 (76,068 passengers). Passenger totals for April, May and June were 27,480, 27,657 and 25,178 respectively.

Air cargo shipments were down 1.3 percent from second quarter 2007 and up 1.7 percent from 2006. Source: Airport Manager